

This document will get you started using *Mathematica*. *Mathematica* is a general purpose CAS, useful for many things, but this document is geared towards linear algebra. Note that there is an extensive help facility built into *Mathematica*, complete with many examples. Commands are entered by pressing shift+enter on the keyboard (just hitting enter will give a new line which is still a continuation of the previous line). Putting a semi-colon at the end of the command will suppress the display of the output. Here are some simple examples.

In[1]:= **345 \* 57**

Out[1]= 19 665

In[2]:= **357^85**

Out[2]= 9 479 782 420 272 124 378 632 471 940 724 719 266 375 462 756 417 372 120 723 437 543 034 732 760 935 432 ;  
363 579 923 305 468 288 648 220 919 776 974 931 781 570 508 134 746 039 438 628 336 748 119 549 110 589 ;  
138 040 211 126 186 217 619 674 031 882 621 081 662 747 182 350 519 014 457 557

The above is the traditional syntax. One can also use the 2D input: superscripts are entered by ctrl+^, and subscripts by ctrl+\_ (use ctrl+space to leave the superscript/subscript position). We will use both forms in this document.

In[3]:= **357<sup>85</sup>**

Out[3]= 9 479 782 420 272 124 378 632 471 940 724 719 266 375 462 756 417 372 120 723 437 543 034 732 760 935 432 ;  
363 579 923 305 468 288 648 220 919 776 974 931 781 570 508 134 746 039 438 628 336 748 119 549 110 589 ;  
138 040 211 126 186 217 619 674 031 882 621 081 662 747 182 350 519 014 457 557

All functions acting on objects are entered using square brackets such as f[x,y]. *Mathematica* will keep exact precision until you tell it to numerically approximate. You use the N command to get a numerical approximation. We can also assign names to expressions so that we can re-use them.

In[4]:= **a1 = Sin[2/5]**

Out[4]= Sin[ $\frac{2}{5}$ ]

In[5]:= **N[a1, 20]**

Out[5]= 0.38941834230865049167

In[6]:= **a = 45<sup>31</sup>**

Out[6]= 1 776 592 919 961 297 100 543 276 866 939 850 151 538 848 876 953 125

In[7]:= **b = 27<sup>15</sup>**

Out[7]= 2 954 312 706 550 833 698 643

In[8]:= **N[Sqrt[a/b], 20]**

Out[8]= 7.7547130537313422191 × 10<sup>14</sup>

In[9]:= **N[b<sup>35/101</sup>, 20]**

Out[9]= 2.7558602453425081800 × 10<sup>7</sup>

A few more examples.

In[10]:= **c = a + b + 2**

Out[10]= 1 776 592 919 961 297 100 543 276 866 942 804 464 245 399 710 651 770

In[13]:= **FactorInteger[c]**

Out[13]= {{2, 1}, {5, 1}, {173, 1}, {1229, 1}, {67 631, 1},  
{318 954 253 070 897, 1}, {38 736 085 833 022 146 668 766 383, 1}}

In[14]:= **p = x<sup>3</sup> - 127 \* x<sup>2</sup> + 31 \* x + 2**

Out[14]= 2 + 31 x - 127 x<sup>2</sup> + x<sup>3</sup>

In[15]:= **p^3**

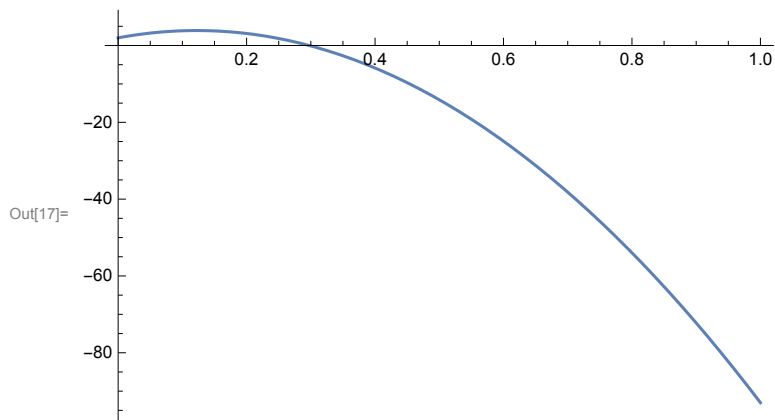
Out[15]= (2 + 31 x - 127 x<sup>2</sup> + x<sup>3</sup>)<sup>3</sup>

In[16]:= **Expand[p<sup>3</sup>]**

Out[16]= 8 + 372 x + 4242 x<sup>2</sup> - 17 441 x<sup>3</sup> - 268 995 x<sup>4</sup> + 1 501 356 x<sup>5</sup> - 2 071 999 x<sup>6</sup> + 48 480 x<sup>7</sup> - 381 x<sup>8</sup> + x<sup>9</sup>

Before we get to linear algebra, we consider a few plotting examples.

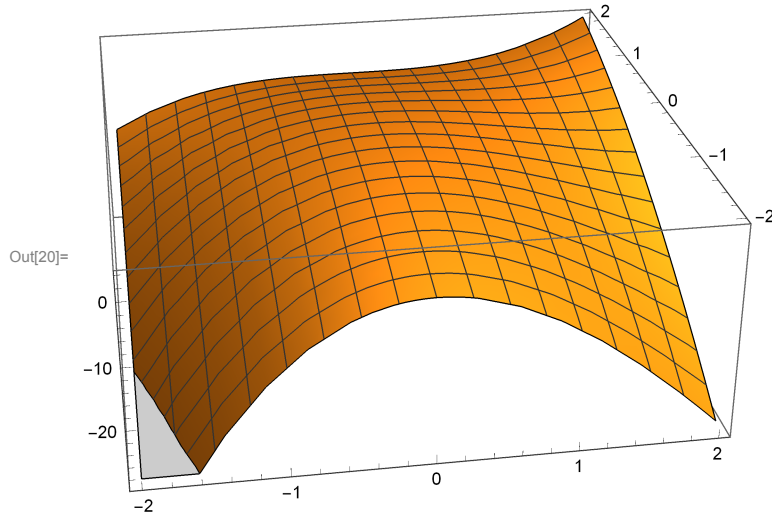
In[17]:= **Plot[p, {x, 0, 1}]**



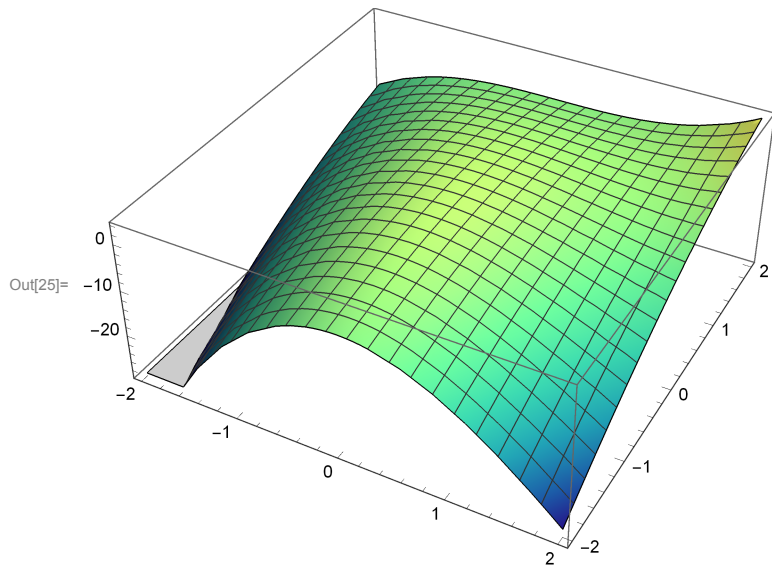
In[18]:= **f = x<sup>3</sup> - 2 \* x<sup>2</sup> \* (2 - y) - y<sup>2</sup>**

Out[18]= x<sup>3</sup> - 2 x<sup>2</sup> (2 - y) - y<sup>2</sup>

```
In[20]= Plot3D[f, {x, -2, 2}, {y, -2, 2}]
```



```
In[25]= Plot3D[f, {x, -2, 2}, {y, -2, 2}, ColorFunction -> "BlueGreenYellow", Mesh -> {20, 20}]
```



Now we turn to linear algebra. We first create a few matrices.

```
In[26]= A = {{2, 5, 7}, {-3, 8, 11}, {5, 5, -6}}
```

```
Out[26]= {{2, 5, 7}, {-3, 8, 11}, {5, 5, -6}}
```

Note that *Mathematica* does not display the matrix in 2D form by default. We must pipe the output to the `MatrixForm` command.

In[27]:= **A // MatrixForm**

Out[27]//MatrixForm=

$$\begin{pmatrix} 2 & 5 & 7 \\ -3 & 8 & 11 \\ 5 & 5 & -6 \end{pmatrix}$$

In[38]:= **B = {{1, 8, -1}, {0, 3, 7}, {-4, 13, 8}}**

Out[38]= {{1, 8, -1}, {0, 3, 7}, {-4, 13, 8}}

In[39]:= **B // MatrixForm**

Out[39]//MatrixForm=

$$\begin{pmatrix} 1 & 8 & -1 \\ 0 & 3 & 7 \\ -4 & 13 & 8 \end{pmatrix}$$

In[41]:= **A + B // MatrixForm**

Out[41]//MatrixForm=

$$\begin{pmatrix} 3 & 13 & 6 \\ -3 & 11 & 18 \\ 1 & 18 & 2 \end{pmatrix}$$

In[43]:= **A.B // MatrixForm**

Out[43]//MatrixForm=

$$\begin{pmatrix} -26 & 122 & 89 \\ -47 & 143 & 147 \\ 29 & -23 & -18 \end{pmatrix}$$

Here is the 5th power of the matrix A. Note that entering  $A^5$  will take the 5th power of each element, not what you want.

In[46]:= **MatrixForm[MatrixPower[A, 5]]**

Out[46]//MatrixForm=

$$\begin{pmatrix} -11288 & 124055 & 117557 \\ -28073 & 124158 & 159461 \\ 50855 & 93555 & -64596 \end{pmatrix}$$

In[47]:= **A.B - B.A // MatrixForm**

Out[47]//MatrixForm=

$$\begin{pmatrix} 1 & 58 & -12 \\ -73 & 84 & 156 \\ 36 & -147 & -85 \end{pmatrix}$$

We can introduce a shortcut for the MatrixForm command if we like.

In[48]:= **MF = MatrixForm**

Out[48]= MatrixForm

In[49]:= **MF[A + B]**

Out[49]//MatrixForm=

$$\begin{pmatrix} 3 & 13 & 6 \\ -3 & 11 & 18 \\ 1 & 18 & 2 \end{pmatrix}$$

Here is a random 5x5 matrix with integer entries

```
In[57]:= E1 = RandomInteger[{-10, 10}, {5, 5}]
```

```
Out[57]:= {{-4, 4, 3, 8, 4}, {9, 7, -5, 10, -7},
           {6, 6, 6, -3, 9}, {4, 9, -1, -6, -1}, {10, 7, -1, -2, -4}}
```

```
In[58]:= E1 // MatrixForm
```

```
Out[58]//MatrixForm=
```

$$\begin{pmatrix} -4 & 4 & 3 & 8 & 4 \\ 9 & 7 & -5 & 10 & -7 \\ 6 & 6 & 6 & -3 & 9 \\ 4 & 9 & -1 & -6 & -1 \\ 10 & 7 & -1 & -2 & -4 \end{pmatrix}$$

```
In[66]:= M = {{1, 2, 4, 3, -1}, {-1, -1, -3, -4, 3}, {-2, -4, -8, -5, 3}, {2, 5, 9, 5, 0}}
```

```
Out[66]:= {{1, 2, 4, 3, -1}, {-1, -1, -3, -4, 3}, {-2, -4, -8, -5, 3}, {2, 5, 9, 5, 0}}
```

```
In[67]:= M // MF
```

```
Out[67]//MatrixForm=
```

$$\begin{pmatrix} 1 & 2 & 4 & 3 & -1 \\ -1 & -1 & -3 & -4 & 3 \\ -2 & -4 & -8 & -5 & 3 \\ 2 & 5 & 9 & 5 & 0 \end{pmatrix}$$

The command RowReduce will put the matrix into reduced row-echelon form.

```
In[68]:= RowReduce[M] // MF
```

```
Out[68]//MatrixForm=
```

$$\begin{pmatrix} 1 & 0 & 2 & 0 & -10 \\ 0 & 1 & 1 & 0 & 3 \\ 0 & 0 & 0 & 1 & 1 \\ 0 & 0 & 0 & 0 & 0 \end{pmatrix}$$

Here are a few more common matrix operations.

```
In[71]:= Det[E1]
```

```
Out[71]= -36369
```

```
In[72]:= A = {{1, 1, 3}, {0, -1, -1}, {0, 0, 2}}
```

```
Out[72]= {{1, 1, 3}, {0, -1, -1}, {0, 0, 2}}
```

```
In[75]:= B = {{0, 2, 1}, {1, -1, 0}, {0, 1, 1}}
```

```
Out[75]= {{0, 2, 1}, {1, -1, 0}, {0, 1, 1}}
```

```
In[76]:= Det[B]
```

```
Out[76]= -1
```

In[79]:= **U = B.A.Inverse[B]**

Out[79]= {{-2, 0, 2}, {-1, 1, 5}, {-2, 0, 3}}

In[80]:= **U // MF**

Out[80]/MatrixForm=

$$\begin{pmatrix} -2 & 0 & 2 \\ -1 & 1 & 5 \\ -2 & 0 & 3 \end{pmatrix}$$

The next command will give the eigenvalues and eigenvectors of the matrix U.

In[81]:= **Eigensystem[U]**

Out[81]= {{2, -1, 1}, {{1, 9, 2}, {4, -3, 2}, {0, 1, 0}}}

In[82]:= **Eigenvalues[U]**

Out[82]= {2, -1, 1}

In[83]:= **Eigenvectors[U]**

Out[83]= {{1, 9, 2}, {4, -3, 2}, {0, 1, 0}}

In[85]:= **cp = CharacteristicPolynomial[U, x]**

Out[85]=  $-2 + x + 2x^2 - x^3$

In[86]:= **Factor[cp]**

Out[86]=  $-(x - 2)(x + 1)(x - 1)$

Individual elementary row operations can be done by using the "Part" command to works with the individual rows.

In[87]:= **M // MF**

Out[87]/MatrixForm=

$$\begin{pmatrix} 1 & 2 & 4 & 3 & -1 \\ -1 & -1 & -3 & -4 & 3 \\ -2 & -4 & -8 & -5 & 3 \\ 2 & 5 & 9 & 5 & 0 \end{pmatrix}$$

We add 1 times the first row to the second row.

In[89]:= **M2 = M ; M2[[2]] = M2[[1]] + M2[[2]]**

Out[89]= {0, 1, 1, -1, 2}

In[90]:= **M2 // MF**

Out[90]/MatrixForm=

$$\begin{pmatrix} 1 & 2 & 4 & 3 & -1 \\ 0 & 1 & 1 & -1 & 2 \\ -2 & -4 & -8 & -5 & 3 \\ 2 & 5 & 9 & 5 & 0 \end{pmatrix}$$

We add 2 times the first row to the second row.

In[92]:= **M3 = M2; M3[[3]] = 2 \* M3[[1]] + M3[[3]]**

Out[92]= {0, 0, 0, 1, 1}

In[93]= **M3 // MF**

Out[93]/MatrixForm=

$$\begin{pmatrix} 1 & 2 & 4 & 3 & -1 \\ 0 & 1 & 1 & -1 & 2 \\ 0 & 0 & 0 & 1 & 1 \\ 2 & 5 & 9 & 5 & 0 \end{pmatrix}$$

We interchange the 1st and 2nd rows (for no particular reason).

In[94]= **M4 = M3; M4[[{2, 1}]] = M4[[{1, 2}]]**

Out[94]= **{ {1, 2, 4, 3, -1}, {0, 1, 1, -1, 2} }**

In[95]= **M4 // MF**

Out[95]/MatrixForm=

$$\begin{pmatrix} 0 & 1 & 1 & -1 & 2 \\ 1 & 2 & 4 & 3 & -1 \\ 0 & 0 & 0 & 1 & 1 \\ 2 & 5 & 9 & 5 & 0 \end{pmatrix}$$

In[96]= **M // MF**

Out[96]/MatrixForm=

$$\begin{pmatrix} 1 & 2 & 4 & 3 & -1 \\ -1 & -1 & -3 & -4 & 3 \\ -2 & -4 & -8 & -5 & 3 \\ 2 & 5 & 9 & 5 & 0 \end{pmatrix}$$

In[97]= **K = Table[0, {i, 4}, {j, 8}]**

Out[97]= **{ {0, 0, 0, 0, 0, 0, 0, 0}, {0, 0, 0, 0, 0, 0, 0, 0}, {0, 0, 0, 0, 0, 0, 0, 0}, {0, 0, 0, 0, 0, 0, 0, 0} }**

In[98]= **K // MF**

Out[98]/MatrixForm=

$$\begin{pmatrix} 0 & 0 & 0 & 0 & 0 & 0 & 0 & 0 \\ 0 & 0 & 0 & 0 & 0 & 0 & 0 & 0 \\ 0 & 0 & 0 & 0 & 0 & 0 & 0 & 0 \\ 0 & 0 & 0 & 0 & 0 & 0 & 0 & 0 \end{pmatrix}$$

We use some commands that work with parts of a matrix.

In[104]= **K[[1 ;; 4, 1 ;; 5]] = M**

Out[104]= **{ {1, 2, 4, 3, -1}, {-1, -1, -3, -4, 3}, {-2, -4, -8, -5, 3}, {2, 5, 9, 5, 0} }**

In[105]= **K // MF**

Out[105]/MatrixForm=

$$\begin{pmatrix} 1 & 2 & 4 & 3 & -1 & 0 & 0 & 0 \\ -1 & -1 & -3 & -4 & 3 & 0 & 0 & 0 \\ -2 & -4 & -8 & -5 & 3 & 0 & 0 & 0 \\ 2 & 5 & 9 & 5 & 0 & 0 & 0 & 0 \end{pmatrix}$$

In[106]= **B = {{1, 2, 1}, {3, 4, 5}, {0, 6, 0}, {-2, 3, 7}}**

Out[106]= **{{1, 2, 1}, {3, 4, 5}, {0, 6, 0}, {-2, 3, 7}}**

In[107]= **K[[1 ;; 4, 6 ;; 8]] = B**

Out[107]= **{{1, 2, 1}, {3, 4, 5}, {0, 6, 0}, {-2, 3, 7}}**

```
In[108]:= K // MF
```

```
Out[108]/MatrixForm=
```

$$\begin{pmatrix} 1 & 2 & 4 & 3 & -1 & 1 & 2 & 1 \\ -1 & -1 & -3 & -4 & 3 & 3 & 4 & 5 \\ -2 & -4 & -8 & -5 & 3 & 0 & 6 & 0 \\ 2 & 5 & 9 & 5 & 0 & -2 & 3 & 7 \end{pmatrix}$$

```
In[109]:= J = K[[2 ;; 3, 2 ;; 4]] // MF
```

```
Out[109]/MatrixForm=
```

$$\begin{pmatrix} -1 & -3 & -4 \\ -4 & -8 & -5 \end{pmatrix}$$