

Survey of Mathematics W/ Applications and Algebra Review MATH 1581.106

INSTRUCTOR: KOSHAL DAHAL	OFFICE: GAB 441 Personal Site: www.math.unt.edu/~koshal								
EMAIL: koshaldahal@my.unt.edu Include course and section number and full name in subject header. Email without this information may not be opened.	CLASS MEETS: Thursdays at 10:00-11:50am, @ GAB511 OFFICE HOURS: Mon: 2-3pm, Tue: 10-12pm, Fri: 11-12pm and by appointment only								
COURSE PURPOSE: You are currently meeting in the lab portion of the 4-hour Math 1581 course. The grade from this portion of the class will represent 25% of your course grade in 1581. This lab is designed to cover algebra content necessary to successfully complete Math 1580 and other courses as well as to address the math requirements of a liberal arts higher education. MATH 1581 only satisfies the degree requirements for certain majors. It is your responsibility to ensure this course will meet your degree requirement. This is a terminal math course. To take a math course beyond College Algebra, you must first successfully complete College Algebra.									
COURSE DESCRIPTION: An alternate version of MATH 1580 for students identified in the mathematics placement process as requiring supplemental instruction to strengthen their algebra skills. Students may not enroll in this course if they have received credit for any other UNT mathematics course with a grade of C or better. Prerequisite(s): Consent of department. Students may not enroll in this course if they have received credit for any other UNT mathematics course with a grade of C or better. Students may not receive credit for both MATH 1580 and MATH 1581.									
MANDATORY WEB ACCESS: Students must purchase the correct 18 week ALEKS access code. All learning and assessment assignments must be completed online in the ALEKS platform, at: www.aleks.com . Instructions for logging into ALEKS are included later in this syllabus. Students may go to General Access Computer Labs on campus for internet access to ALEKS or may access ALEKS via a home computer.									
REQUIRED COURSE MATERIAL: www.aleks.com ; Higher Education Semester Term (18 wk version) Access.	BLACKBOARD: You can access course info including the syllabus and grades at https://ecampus.unt.edu								
ALEKS COURSE CODE For Math1581.106 : NUUQR-AMEYR									
MATH LAB: For location and hours, go to website: www.math.unt.edu/mathlab .									
EVALUATION CRITERIA: <table border="1" style="width: 100%; border-collapse: collapse; margin-top: 5px;"> <tr> <td style="padding: 2px;">Attendance:</td> <td style="padding: 2px;">12pts+1(qz)=13 pts total, 1 pt wk</td> </tr> <tr> <td style="padding: 2px;">Benchmarks:</td> <td style="padding: 2px;">33 points total, 3 pts wk</td> </tr> <tr> <td style="padding: 2px;">Comprehensive Assessment:</td> <td style="padding: 2px;">60 pts possible</td> </tr> <tr> <td style="padding: 2px;">Total Points Possible:</td> <td style="padding: 2px;">106 Total</td> </tr> </table>	Attendance:	12pts+1(qz)=13 pts total, 1 pt wk	Benchmarks:	33 points total, 3 pts wk	Comprehensive Assessment:	60 pts possible	Total Points Possible:	106 Total	ATTENDANCE: Attendance in the lab is a required and graded component of the course. You must attend all of each class to receive attendance credit. You may be counted absent for missing any part of the class such as arriving late, leaving early.
Attendance:	12pts+1(qz)=13 pts total, 1 pt wk								
Benchmarks:	33 points total, 3 pts wk								
Comprehensive Assessment:	60 pts possible								
Total Points Possible:	106 Total								
GRADE DETERMINATION: The sum of earned points. This grade will represent 25% of the grade in 1581									
The University of North Texas complies with Section 504 of the 1973 Rehabilitation Act and with the Americans with Disabilities Act of 1990. The University of North Texas provides academic adjustments and auxiliary aids to individuals with disabilities, as defined under the law. Among other things, this legislation requires that all students with disabilities be guaranteed a learning environment that provides for reasonable accommodation of their disabilities. If you believe you have a disability requiring accommodation, please see the instructor and/or contact the Office of Disability Accommodation at 940-565-4323 during the first week of class.									

NOTICE:

- 1) Students are responsible for meeting all university deadlines, such as: registration, fee payment, drop deadlines, etc. Refer to the printed Schedule of Classes and/or University Catalog for policies and dates.
- 2) **This syllabus is subject to change as the instructor deems necessary.** Any/all changes will be announced during regular class time. It is the responsibility of the student to attend each scheduled class to be informed of these changes.

COURSE CONTENT:

- Real Numbers and Linear Equations
- Systems of Linear Equations
- Functions and (Logarithms)
- Graphs and Linear Equations
- Exponents of Polynomials
- Rational Expressions and Functions
- Radicals and Quadratic Equations

How to work through ALEKS:

After you initially sign in to ALEKS, you will be given a tutorial on how to enter information, including graphs, into ALEKS. Pay close attention and take notes. Immediately after the tutorial ends, you will be given an initial assessment. ALEKS will attempt to determine your current knowledge level about this subject matter with the initial assessment that will serve as a starting point for remainder of the course. Take the initial assessment seriously. After you have completed the initial assessment, you will begin work in learning mode. This is graphically represented by a pie that you will be working to fill in. As such, learning mode is frequently referred to as 'completing the pie.'

Each week we will expect you to attend the lab section. You will also have a goal to complete a sufficient number of pie pieces which will usually require you to work outside of the lab. The weekly % of the topics that you need to complete is referred to as your benchmark goal.

Frequently throughout the semester, you will take comprehensive assessments during your lab meeting (see your schedule for the dates). The primary goal of this lab and the source of the majority of the points comes from completing 80% of the topics on a comprehensive assessment during one of your attempts in the lab throughout the semester.

Attendance:

Weekly attendance is required. Attendance each week is worth 1 point (all or none). You will receive the weekly attendance point only if you are present in the lab for the full class time working appropriately toward that week's goal. There are a total of 13 attendance points (12 regular attendance points that can be met by attendance plus 1 point for a blackboard quiz online).

Benchmarks:

The ALEKS software will require you to take an initial assessment and will then guide you through the process of learning the objectives in the course. From the 2nd through the 12th week, you will have a new benchmark to meet in the Learning Mode of ALEKS. You may work on benchmark goals at any appropriately apportioned computer with internet access. Think of this as your homework grade for the course. Each weekly benchmark is worth 3 points (all or none). There are a total of 33 possible points that can be met by the meeting weekly benchmarks. To meet your benchmark goals, you must work outside of the lab, typically at least 2 hours per week.

Each weekly benchmark is due 5 minutes before your lab section starts.

Students who, for whatever reason, are behind on prior benchmarks will get 1 benchmark point if they are 20 topics farther than they were since their last class meeting.

Comprehensive Assessments:

The ALEKS software will require you to take an initial assessment that it will use to set up an individualized learning platform for you. Thereafter, you will work on 'completing the pie' by completing the weekly benchmarks. You will also have several Comprehensive Assessments to complete during lab time. For most students, the Comprehensive Assessment take about an hour to complete, but they are untimed and you can take up to the 1 hour and 50 minutes that you have during the lab.

In order to earn 60 points from the Comprehensive Assessments, you must score 80% or higher on one of the 7 Comprehensive Assessments that you take in GAB 511.

For those who do not achieve an 80% or higher on a CA before the end of the last regular lab week:

If you do not achieve the primary goal of the lab and earn an 80% or higher on a Comprehensive Assessment in GAB 511 before the end of the last week of lab, then you will get points based on your highest Comprehensive Assessment taken in the lab. There is a substantial penalty for any score below 80%.

The scores are based on the following formula: $0.5 \times \text{your highest CA \%}$ or half of your highest CA %. For instance, if you receive 70% as your highest CA, your CA score would be 35. Note that you have a very big incentive to get to an 80% on a CA.

There will be an opportunity to earn 10 additional points if you score an 80% or higher two weeks after the 7th Comprehensive Assessment. This is designed for students who were quite close to the 80% standard but did not meet that standard by the 7th Comprehensive Assessment.

What happens once a student receives an 80% or higher on a Comprehensive Assessment?

Once a student earns an 80% or higher on a comprehensive assessment taken in the lab, the student is done with the course. The student will receive credit for all remaining attendance and benchmark points. The student should verify their score with the lab instructor and then leave.

Weekly Schedule

Full Weeks in Lab	Lab Date	What will be done in Lab (Attendance will be recorded)	Benchmark goal (%)	Benchmark goal (# of topics)	EARLY Finish Benchmark goal (%)	EARLY Finish Benchmark goal (# of topics)
Week 1	Jan 26	Work toward benchmarks (Init. Assessment may be done if not yet completed)	15%	24	30%	48
Week 2	Feb 2	Comprehensive Assessment #1 and work toward benchmarks	25%	40	40%	64
Week 3	Feb 9	Work toward benchmarks	35%	56	50%	80
Week 4	Feb 16	Comprehensive Assessment #2 and work toward benchmarks	45%	72	60%	96
Week 5	Feb 23	Work toward benchmarks	55%	88	70%	112
Week 6	Mar 1	Comprehensive Assessment #3 and work toward benchmarks	65%	104	80%	128
Week 7	Mar 8	Work toward benchmarks	70%	112	85%	136
Week 8	Mar 15	Comprehensive Assessment #4 and work toward benchmarks	75%	120	90%	144
Week 9	Mar 29	Comprehensive Assessment #5 and work toward benchmarks	80%	128	90%	144
Week 10	April 12	Comprehensive Assessment #6 and work toward benchmarks	85%	136	90%	144
Week 11	April 19	Comprehensive Assessment #7 and work toward benchmarks	90%	144	90%	144

Academic Dishonesty:

No cheating will be tolerated. For the official university policy, refer to the following website: <http://www.unt.edu/csrr>. Giving or receiving any unauthorized aid on the comprehensive assessments would be considered cheating. Using a calculator other online 'help' program during any comprehensive assessment is considered cheating. Working with your classmates on benchmark assignments is NOT considered cheating but may lead to poor results on the Comprehensive Assessments.

Calculator usage

Most of the work in this course is expected to be done without a calculator. ALEKS will make an internal calculator available for certain problems and you are welcome to use it when available. Other calculators are not allowed in GAB 511. Use of a calculator on a Comprehensive Assessment will be considered cheating. On lab days with no comprehensive assessments, you may be asked to leave and lose your attendance point for the day. It is best practice to not use an outside calculator while working at home so that you are best prepared for the Comprehensive Assessment.

Classroom Etiquette:

Appropriate behavior is expected of all students taking this course. Arrive to class promptly and do not leave until the scheduled ending time of the class. If you must arrive late or leave early, please do so as discretely as possible and take a seat near the door. Turn off all non-medical electronic devices such as pagers, cell phones, etc. Do not work on unrelated assignments during class.

Drop Policy:

To drop this lab you must also drop the lecture portion.

If the student is unable to complete this course, it is his/her responsibility to formally withdraw from the course. The student may do so through the Registrar's Office after obtaining the necessary signatures. Consents for withdrawal and all necessary signatures may be obtained in the Math Department Office, GAB 435. The last day to drop a class with an automatic "W" is January 30th. The last

day to drop a class with “W” or “WF” is March 27th. “WF” is averaged into your GPA as an “F.” If the student does not properly withdraw from the course but stops attending, s/he will receive a performance grade, usually an F.

Exam Etiquette:

The Comprehensive Assessments are exams. You are expected to do all work yourself without using any aids, including calculators. You may ask for blank paper with which to use on the Comprehensive Assessment.

- Place all papers, textbook, notes, etc. in a backpack or a book bag and close it securely.
- Turn off all electronic devices (unless medically necessary), this includes cell phones, pagers, etc.
- Handling of ANY such electronic devices during an exam will be construed as cheating (receiving unauthorized aid) and may result in a zero for that exam.
- Do not share any materials during an exam. This includes, but is not limited to pencils, erasers, calculators, etc.
- No calculators whatsoever on Comprehensive Assessments. Having one during a Comprehensive Assessment will be considered cheating.
- Have only the blank notebook papers, pencil and eraser out during exam.

Grade Assignment:

The student course grade is assigned according to the evaluation criteria stated on this syllabus. **Do not expect extra credit work or bonus assignments.**

Homework:

Working in Learning Mode to meet your weekly benchmark should be considered your homework. Consistent and productive effort in ALEKS to meet your weekly benchmark and prepare for Comprehensive Assessments should allow you to achieve the 80% Comprehensive Assessment requirement. Budget your time wisely to meet the weekly benchmarks and to perform increasingly better on each Comprehensive Assessment.

*** You will have to work outside of class to successfully complete this class. The amount that you have to work will vary per person. Most will need to work at least 2 hours per week for the ALEKS lab to successfully complete the course.

Internet Access:

Students may access ALEKS in Learning Mode via the internet at many of the UNT General Access Computer Labs (GACL) or via a home computer. Chilton 255 (24 hours / 5 days), Discovery Park (COI) B205, GAB 330, GAB 550, ISB 110, Terrill 220, Willis Library 134 (24 hours / 7 days) and Wooten 120 should be ALEKS ready.

Make-up Policy:

NO MAKE-UPS WILL BE GIVEN. You must meet all attendance and benchmark requirements by the posted due dates. If you do not take a scheduled Comprehensive Assessment, you miss that week’s opportunity to earn related points.

Recommended Keys to Success/Expectations:

Work consistently rather than in big chunks. Working for ½-1 hour every other day is more useful than 3-5 hours in one sitting. Come on time to the lab ready to work. Focus on learning the material. Make use of you instructor’s time. Ask questions. Make sure that you understand how you are graded.

Web Access:

Students must use the ALEKS website, URL: www.aleks.com. Necessary information for using this site will be provided in the first day of class. Course grades and the initial course quiz are posted in Blackboard at: <https://ecampus.unt.edu>.



Student Registration Instructions for ALEKS*:

Registration and Installation

1. Go to the ALEKS website: <http://www.aleks.com>
2. Click on **SIGN UP NOW**
3. Select **Using ALEKS with Class** and enter the **Course Code for Section Math1581.106: NUUQR-AMEYR**

Note: Each section has a different course code. Using the wrong one may require you to purchase another access code. Be very careful to verify that you use the code for the correct section.

4. Click **Continue**
5. Verify course and section (the instructor for this ALEKS course should be listed as Grether). Click **Continue**
6. Enter **Access Code**. If you have bought one, use it. If not, click **purchase an access code online**. You will need to use a credit or debit card. Select the “Higher Education Semester Term (18 wk version) Access.”
7. Enter your personal information. Be sure to put your last name in the LAST NAME box and first name in the FIRST NAME box. Use your name that is on official university documents. Use your email address that you check every day.
8. Login name and password are automatically generated. Change your password and write both your Login name and password. Click **Continue**
9. Registration is complete. Click **Continue** to begin using ALEKS. You may complete the initial assessment before your first lab meeting if you wish, though it is not required.
10. For subsequent **daily** visits, use your Login name and password at: www.aleks.com. Click **Login** to begin.

Student Tech support website: <http://support.aleks.com>

System requirements (as of 8/23/2010):

	PC	Macintosh
Operating System	Windows	MacOS 10.3+
Processor	Any	any
RAM Memory	64+ MB	64+ MB
Browsers	Explorer 6.0+, Firefox 3+, Chrome 4+	Safari 3+, Firefox 3+
Screen Resolution	1024x768	1024x768
Modem Speed	56+ kbps	56+ kbps

Java

To use ALEKS, your browser must have Java enabled. View [instructions for installing and enabling Java](#) on your computer.

ALEKS Plug-In

To use ALEKS, you must have the [ALEKS plug-in](#) installed on your computer. If your computer lab has security safeguards in place, your LAN administrator, system administrator, or lab technician must install the ALEKS plug-in.

Troubleshooting

To check your current configuration and to get answers to the most common questions, view our [troubleshooting](#) page.

FAQ for 1581/1681 for students:

I'm not sure that I'm in the correct class. Is there a way I can test out of the 4-hour version of this course and into the 3-hour version with no algebra portion?

A: Contact Rita Sears (rhsears@unt.edu) in GAB 443 at 940.565.4045 about testing into the 3 hr version. This is time sensitive and you may only change sections when there are empty seats in another class. If you want to change sections, it is imperative that you work to do so **immediately**.

What is ALEKS?

A: ALEKS stands for “**A**ssessment **L**earning in **K**nowledge **S**paces.” It is an online instructional system that combines advanced learning technology with the flexibility of the Internet. ALEKS provides a “smart” interactive system that first determines your current level of mathematical knowledge and then sets up an individualized, one-on-one instruction starts at your current level. ALEKS is based on substantial research into learning and is designed to help students learn.

How do I login to ALEKS?

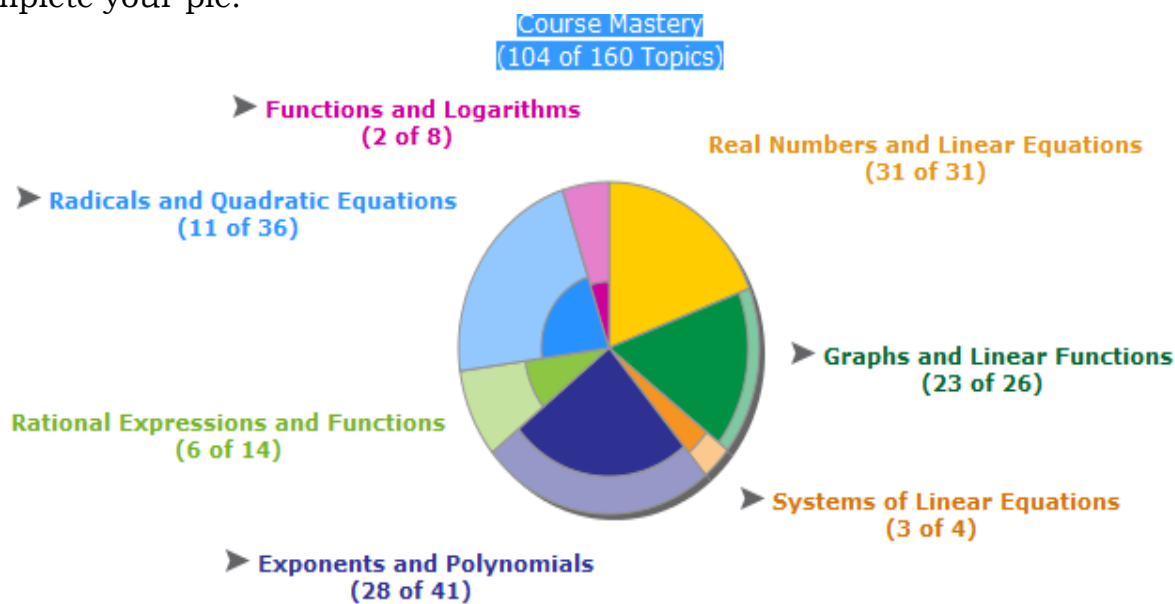
A: Follow the login instructions provided in class carefully. Be sure that you use the correct code for your lab section and that you purchase the “>> Higher-Ed 1-semester (18 weeks)” subscription length for this course. The online purchase price as of 8/15/11 was \$67.

What will happen the first time that I login to ALEKS?

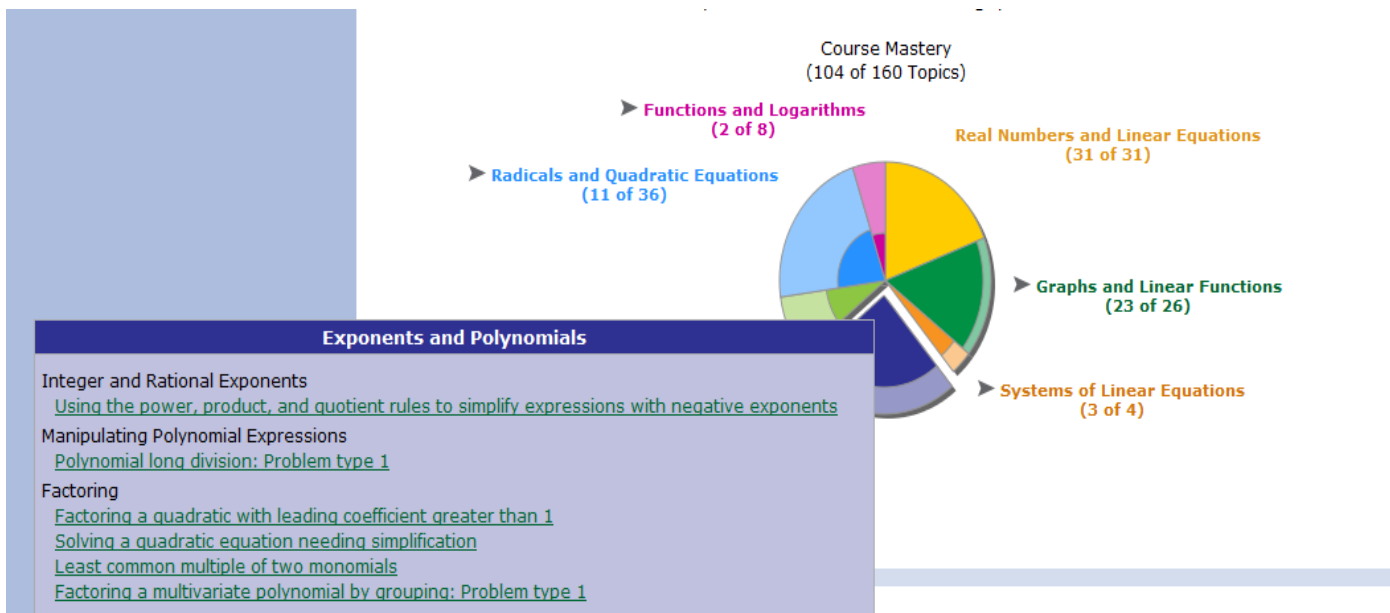
A: The program will give you a tour of using the input tools for ALEKS. Pay close attention to this. You will then be asked to complete an Initial Assessment. This Initial Assessment will form the basis for the initial proficiency judgments ALEKS will use to determine what topics you can proceed to next. It is imperative that you take the assessment seriously. Also, ALEKS is best able to judge where your current math-level is at if you honestly attempt familiar problems and you answer “I don’t know” to problems that are completely unfamiliar to you.

How does ALEKS work?

A: In the implementation of ALEKS you will use at UNT, you will begin by taking an Initial Assessment to determine your current level of knowledge of the subject matter. You will then be given the option of several topics to begin work on based on your current level of math knowledge. You will see a ‘Pie’ similar to the figure below and will then begin work to complete your pie.



To continue your work completing the pie (that is, work in learning mode), click on a pie piece and you will either be given several options that you have currently done the prerequisite work for (as in the picture below) or you will be told that there are no available topics to complete from this section.



When you click on a topic, you will be asked to complete a problem of that type. After completing a problem correctly, you will be asked to complete another. If you do so, ALEKS will think that you are proficient in that topic. You will later take an assessment to verify that you are proficient.

To demonstrate mastery after missing a problem, you will then need to complete several problems of that type but help is available in many forms. There are typically practice problems and detailed explanations of problems of the type just missed to review. You can ask your TA for help while in the lab. Outside of class, you can see your TA during office hours or by apt., use the Math Lab (GAB 440) which has tutors and computers with ALEKS running on them or use smarthinking.com. Your weekly goal in learning mode is to continue completing problems until you have at a minimum met the benchmark for the week. You will also take several Comprehensive Assessments throughout the semester. Each Comprehensive Assessment is, in essence, a final exam over all of the material from this ALEKS section of the course. ALEKS will reevaluate your progress after each Comprehensive Assessment and may determine that you have demonstrated proficiency in topics you have not yet encountered in learning mode or may determine that you need to spend more time working on some topics in which previously demonstrated proficiency. Typically student's progress throughout the ALEKS is in a jagged stairstep fashion (see the question about typical progress below).

Your overall course goal for the semester is to have been judged proficient on a Comprehensive Assessment on 80% of the course topics (128 of the 160 topics) at some point throughout the semester. Once you have done so, you will be given full credit for the remaining lab attendance and all remaining assignments will be judged to have been completed for full credit. However, there are no makeups for missed attendance or missed benchmarks. That is, once attendance or makeups are missed, no credit can be received for them.

The first minute of the video at http://www.aleks.com/video/math_highed_tour provides a good explanation of how ALEKS works.

Why is each assessment a Comprehensive Assessment?

A: The ultimate goal of the lab portion of this course is to have each student meet or exceed a standard proficiency level on a Comprehensive Assessment. The course designers chose this model of repeated Comprehensive Assessment attempts to ensure that each student receives a substantial number of attempts to achieve success, in this case seven attempts. For students who find test taking somewhat stressful, the opportunity for repeated attempts will help decrease stress level over time and help increase the likelihood of better performance. Over time we have refined this schedule and have found seven assessments to work well for a large percentage of students.

What do I do on a Comprehensive Assessment when I don't know the answer to a topic I haven't completed yet?

A: If a student is asked a question which has not yet been addressed in learning mode and the student is able to give a good response, then the student should attempt to answer the question. If a student is asked a question which has not yet been addressed in learning mode and the student is not able to give a good response, then the student should answer "I don't know." See the above question for a further discussion of this point.

What am I expected to do in the lab?

A: This depends on the week. Some weeks you will be expected to attend class and work toward the next week's benchmark goals. Other weeks you will begin class by taking a Comprehensive Assessment and will thereafter work in learning mode on meeting the next week's benchmark goal. Attendance points are given only to students who stay in class for the entire session and work on ALEKS the entire time they are in attendance. See the schedule for a description of what happens each week.

What other work do I have to do?

A: You are graded based on the following **ABC's**:

- **A:** Attendance in Lab (includes completing Comprehensive Assessments as per the schedule)
- **B:** Complete Weekly Benchmarks. This is akin to homework and will require time spent outside of your time in the lab. The amount of time that this takes varies widely among students.
- **C:** Score on highest Comprehensive Assessment. Your goal is to achieve an 80% (128 of the 160 topics) on a comprehensive assessment taken in the lab.
-

What are the grading criteria?

A: There are «Total_attendance_pts» points possible for the lab/ALEKS portion of this class, as follows:

- **A:** Attendance in each class: «Weekly_attendance_pts» point per class + 1 point Blackboard quiz («Total_attendance_pts» points total)
- **B:** Meeting benchmarks: «Weekly_benchmark_pts» points per benchmark («Total_benchmark_pts» points total)
- **C:** Achieving 80% proficiency on a Comprehensive Assessment: «Total_comprehensive_pts» points total.

What is meant by a 'benchmark'?

A: A benchmark represents a standard that must be met before each designated date. The benchmarks for this class will represent a certain amount of the ALEKS topics. For

instance, 15% (24 topics) must be completed before you meet in your lab during the second week of class.

What are the benchmarks and when are they due?

A: The benchmarks must be completed **before** the lab class begins and the benchmark values are on the schedule below. Because your lab meets at «Lab_Meeting_day» «Lab_Meeting_time» lab, then your benchmark goal for Week 2 is 15% (32 topics) **before** you arrive in lab at «Lab_Meeting_time».

I was asked to do a progress assessment and I can't continue without completing it. What do I do?

A: You may be asked to complete a progress assessment between comprehensive assessments. This is ALEKS way of checking on your recent progress to see if you are really learning the material. Take the progress assessment very seriously as it will affect the number of topics ALEKS considers you to have learned. You must complete the progress assessment to proceed in ALEKS.

What happens if I do not achieve a score of 80% (128 topics) or above by the last assessment?

A: Students should make getting an 80% or higher on a comprehensive assessment a primary goal. Students who do not cannot receive all 60 points for the comprehensive assessment portion of the grade.

Students whose highest comprehensive assessment score is less than 80% will receive their score for the comprehensive assessment based on the following formula:

$((\text{Highest CA}) / 2)$.

For instance, a student whose highest CA is a 70 would get 35 points rather than 60. Additionally, students not receiving a 80% will get 1 more comprehensive assessment chance to earn an additional 10 points. The date of this last chance assessment will be «CA_LAST_Chance».

What lessons have been learned from students in the past that I should be aware of to help me succeed?

A: When looking at the progress of students who got an 80% or higher on a comprehensive assessment, a few things distinguished them:

- Successful students attended each class and took each comprehensive assessment
- When successful students had an assessment that was much lower than their previous benchmark amount, they worked even harder the next week
- Though some successful students had been out of school for over a decade and some were incoming freshman, but they all worked hard and worked consistently
- More than half the successful students worked hard enough early on to finish at least 2 weeks early

What does a typical successful student's progress look like?

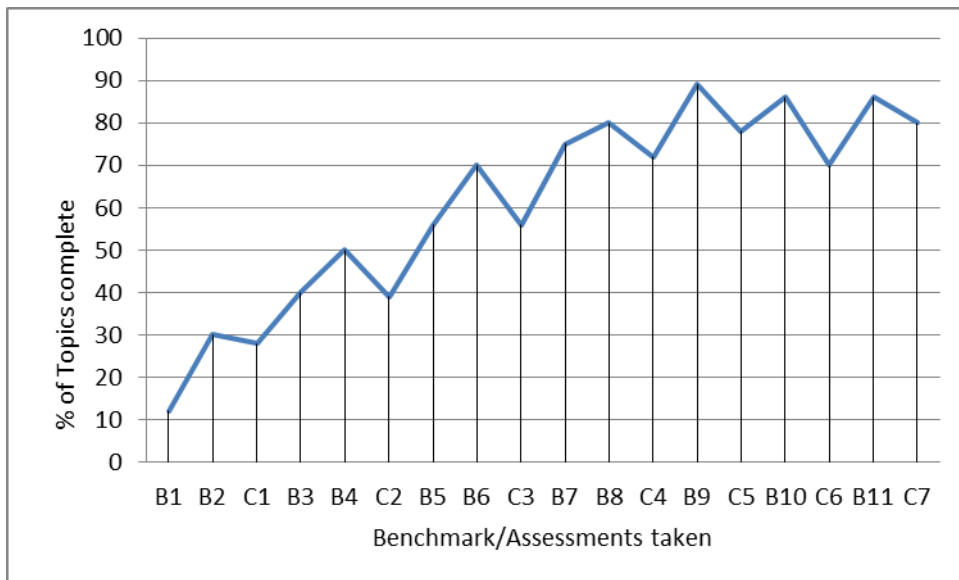
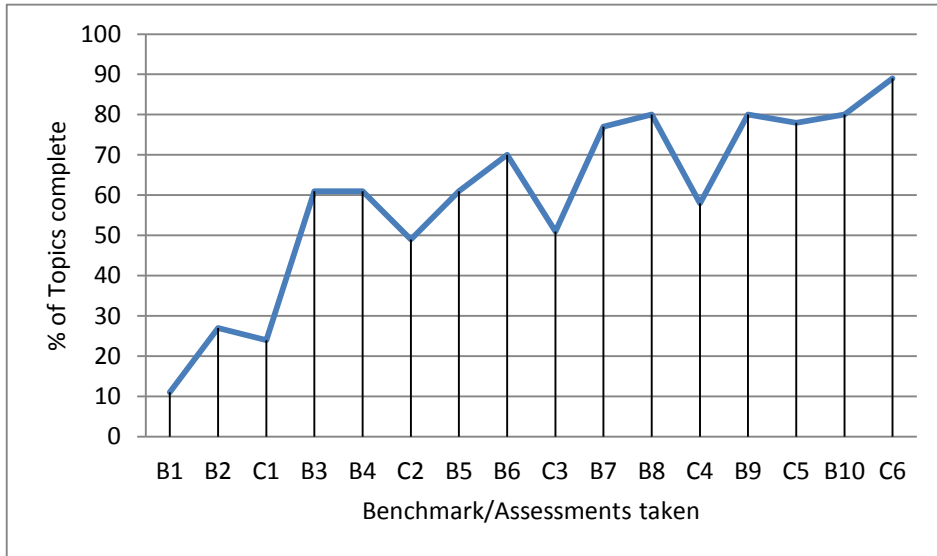
ANS: Recall that ALEKS is designed to help students learn the material. Knowledge is considered learned if that knowledge can be correctly applied repeatedly.

In ALEKS, students will work in the learning mode and complete pie pieces. Students will then be asked related questions again on comprehensive assessments, some of which may be missed. ALEKS will interpret the missed questions to mean that these topics need to be

revisited in learning mode and the total number of pie pieces/topics completed may go down after taking a Comprehensive Assessment. This will mean that previous topics will need to be recompleted in learning mode.

For example, two successful student’s actual course progress are on the graphs below.

Notice that their comprehensive assessment scores are almost always lower than the prior benchmark. This is normal and should be expected. Working consistently carefully through the material and focusing on learning will allow you to lessen this, but it is normal for comprehensive assessment scores to be lower than progress through benchmarks. You will need to work hard to catch up.



Almost every student who has taken this course at UNT and met the 90% benchmark level (144 topics) has achieved an 80% or above on a Comprehensive Assessment. Be sure to make it a significant goal to stay up with the benchmark goals. Be sure to make it a significant goal to stay up or ahead with the benchmark goals.